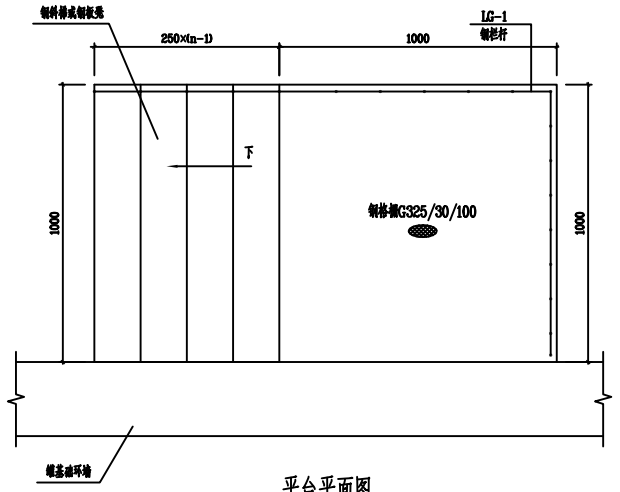

平台平面图 1:20

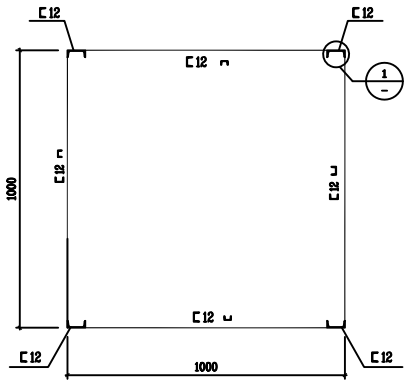

平台结构平面图 1:50

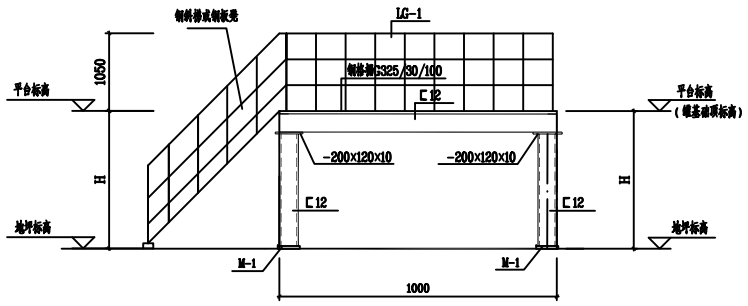

平台结构立面图 1:50

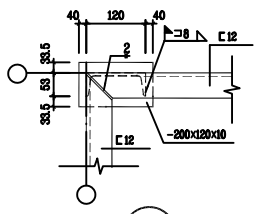

1

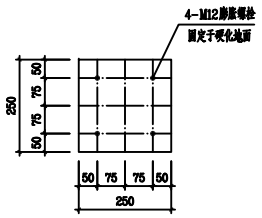

M-1详图 1:10

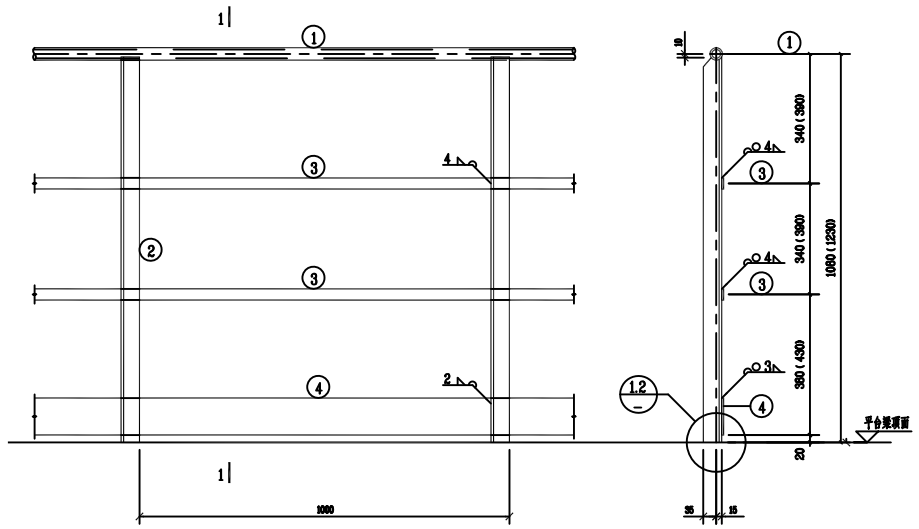

LG-1
(固定栏杆)

1-1

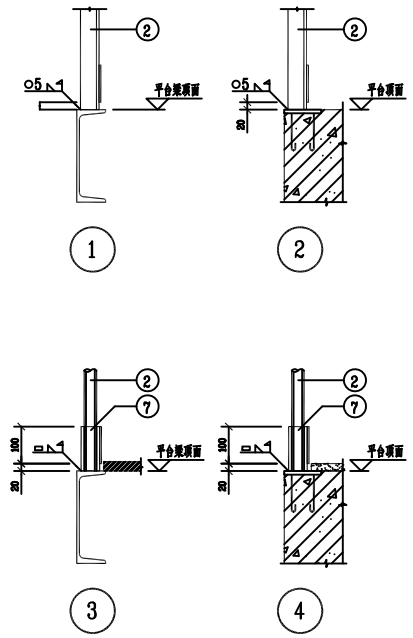

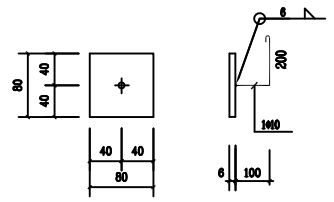

M-a详图

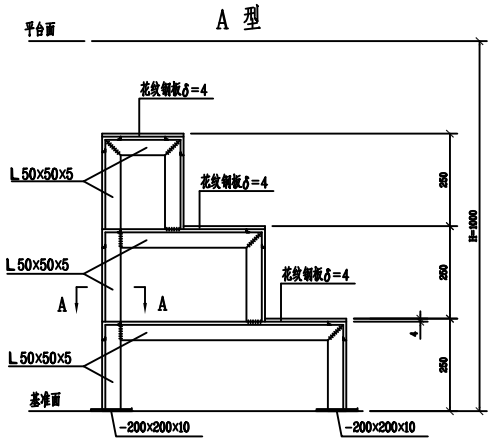

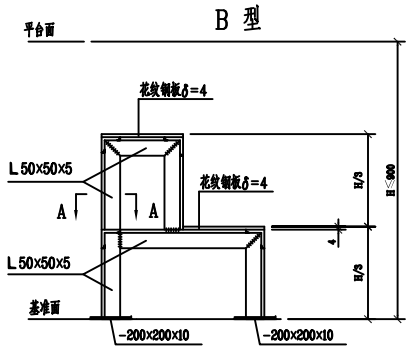

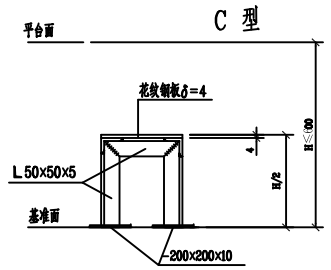

钢板凳详图

附注:

1、节点① ②为栏杆与平台之连接型式,其它型式施工单位自定.
2、焊缝高度除注明者外均为5.
3、活动栏杆长度大于2m时可按1m模数增加.
4、梯子材质全部用Q235-B.
5、钢板凳无图零件切边表面粗糙度为Ra50.
6、图中除注明者外,所有搭接焊缝和角焊缝的焊角高度均等于较薄件厚度,并须是连续焊.

构件代号	编号	名称	数量	材料规格	单重	总重	构件数量	总重量 kg	备注
					重量	kg			
HLG-1	7	钢管	2	ø60×3 L=120	0.41	0.83	1	0.83	
	6	螺栓	10	M10 L=40 带垫	0.04	0.4	1	0.4	带螺帽
	5	钢板	4	-200×80×6	0.6	2.4	1	2.4	
	4	扁钢	1	-100×2 L=2040	3.18	3.18	1	3.18	
	3	扁钢	2	-30×4 L=2040	1.59	3.18	1	3.18	
	2	钢管	2	ø60×3 L=1090	3.62	7.24	1	7.24	
	1	钢管	1	ø60×3 L=1990	4.84	4.84	1	4.84	
LG-1	4	扁钢	1	-100×2	1.6	1.6	1	1.6	
	3	扁钢	2	-30×4	0.785	1.57	1	1.57	
	2	角钢	1	L50×5 L=1050	3.62	3.62	1	3.62	
	1	钢管	1	ø60×3L=1000	2.42	2.42	1	2.42	

钢 材 表

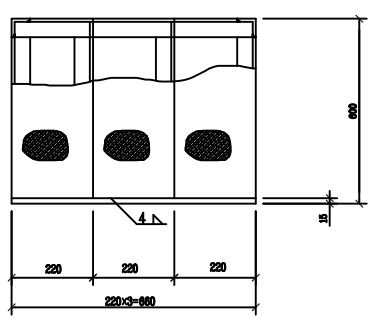

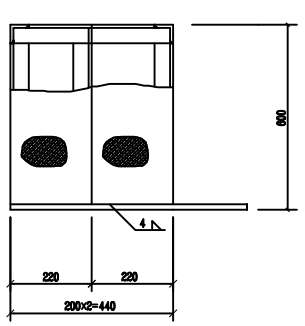

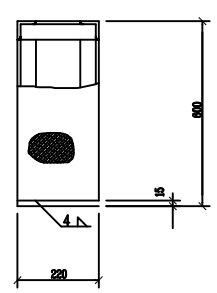

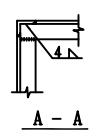

A - A

版次 REV.	说明 DESCRIPTION	日期 DATE	设计 DESIGNED	校核 CHECKED	审核 REVIEWED	审定 APPROVED	批准 AUTHORIZATION
0	供施工						

中海油石化工程有限公司
CNOOC Petrochemical Engineering Co.,Ltd

项目名称 PROJECT: 东营港有限责任公司 东营原油储备项目(二)

附属构筑物
钢平台详图、钢栏杆及钢板凳标准图

设计项目 UNIT
设计阶段 STAGE
项目文件号 PROJECT.NO.
专业文件号 MAJOR.NO.

注册师印章编号 SEAL NUMBER OF REGISTERED ENGINEER
职务 DUTY | 签名 SIGNATURE | 日期 DATE
项目负责人 DESIGN MANAGER
专业负责人 PRINCIPLE

比例 SCALE ~ | 第 1 张 SHEET | 共 1 张 TOT. | A1

未经中海油石化工程有限公司书面许可不得复制、泄露给第三方或用于其它目的!
The documents will not be copied, forwarded, disclosed or used for other purposes without permission of CNOOCPEC!

化工石化医药行业甲级A137017611